



IBH 2524

In-Between Handling Manual Stacker

Fits situations where a lift truck is necessary but power travel is not. Excellent work table in a production line and loading and unloading tight warehouse applications.

CAPACITY

2500lbs @ 24" Load Center

BATTERY

12V 160 AH Polycase battery

CHARGER

Built-in 8 amp " Smart Charger" 110 VAC plug

WEIGHT

764 lbs to 1405 lbs with battery

WHEELS

CASTER

6" x 2" steel

LOAD

4" x 2" steel

HIGH STRENGTH CONSTRUCTION

High grade steel mast construction features interlocked channel and I-beam design with roller bearing surfaces. Mast and carriage is of fully rollered construction for smooth, long-wearing performance.

This type of construction accommodates high lifting stresses and maintains load stability. Rigid steel chassis with continuous seam-welded seams for distortion-free use.

HYDRAULICS

Infinitely variable lowering ball type valve provides full range operator control and no -drift check in neutral. Gear pump sized to lift requirements to provide peak performance at modest power draw Full system filtration provided on the intake side of the pump. Prevents foreign matter from entering system. Pressure compensating flow control valve at base of telescopic models regulates lower speed. Chrome plated lift cylinder provides smooth lift/lower operation and long life.

ELECTRICAL SYSTEM

Lift motor is specially selected for peak efficiency at torque and RPM lift pump requirements. All cables and wiring are color-coded and/or numbered for easy servicing.



IBH 2524-T8 SHOWN WITH
ADJUSTABLE FORK CARRIAGE AND
SHAFT STYLE FORKS

SAFETY EQUIPMENT

Dual adjustable and slip-resistant floor locks for secure positive grip. Built-In relief valve protects system from overload. Also, screen mast guard, dual lifting chains and key lock to prevent unauthorized use.

ACCESSIBILITY

One piece door cover exposes major components for inspection and maintenance. Built 110 VAC charger cord and battery.

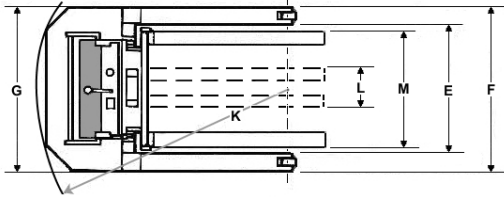
OPTIONAL EQUIPMENT

OPTIONAL EQUIPMENT

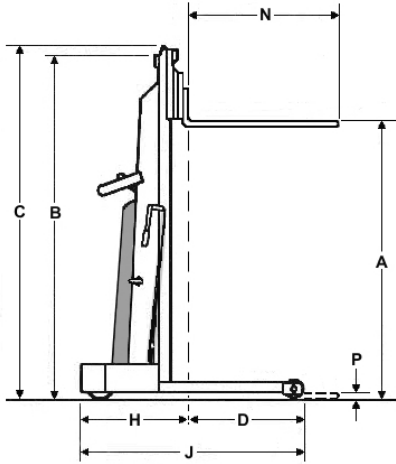
- Phenolic Load /Caster Wheels
- Handheld - Remote Lift & Lower
- Removable Load Platform
- Roller Bed / Die Puller
- Drum/Paper Roll Handler
- 5th Wheel - Steer Wheel



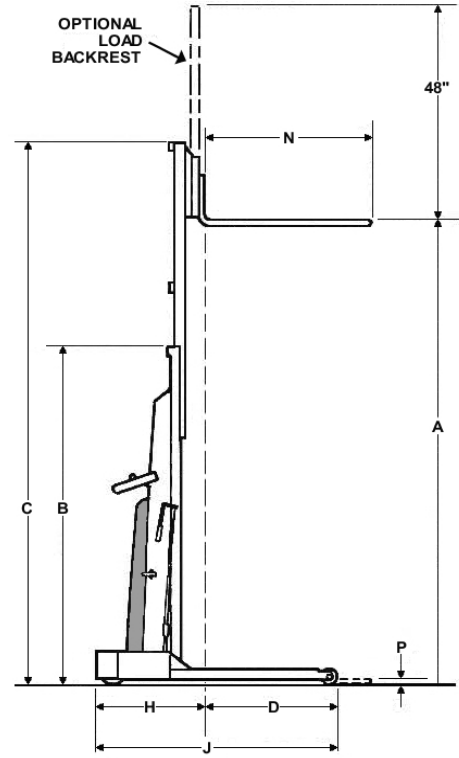
IBH 2524-T8 SHOWN WITH
REMOTE LIFT & LOWER
PUSH BUTTON BOX



Adjustable Fork Carriage



Non Telescopic Mast
Adjustable Forks Carriage



Telescopic Mast
Adjustable Forks Carriage

Model	Lift Height	Col. Height	Ext. Height	Straddle Standard			Chassis			Turn Radius	Forks Standard				Ship Weight
	A	B	C	Long	ID	OD	Width	Length	Overall	K	ID	OD	Length	Lowered	

2500 lbs. Capacity @ 24" Load Center / Adjustable Fork Carriage, Non-Telescopic Mast

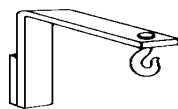
IBH 2524-A5	60	77	79.3	28.6	42	50	49.8	24	52.6	49.6	6	28	36	1.5	980
IBH 2524-A6	72	89	91.3	28.6	42	50	49.8	24	52.6	49.6	6	28	36	1.5	1020
IBH 2524-A7	84	101	103.3	28.6	42	50	49.8	24	52.6	49.6	6	28	36	1.5	1060

2500 lbs. Capacity @ 24" Load Center / Adjustable Fork Carriage, Telescopic Mast

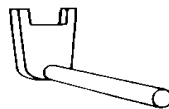
IBH 2524-T8	96	66	115.5	28.5	42	50	49.8	24	52.6	49.6	6	28	36	1.5	1285
IBH 2524-T9	108	71	125.3	28.5	42	50	49.8	24	52.6	49.6	6	28	36	1.5	1305
IBH 2524-T10	120	78	139.2	28.5	42	50	49.8	24	52.6	49.6	6	28	36	1.5	1365
IBH 2524-T11	132	83	149.2	28.5	42	50	49.8	24	52.6	49.6	6	28	36	1.5	1385



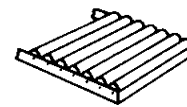
Remote Control
Lift & Lower Box



Boom w/Hook
Model T-340



Ram
Model T-350



Die Puller
Model T-380



Removable
Load Platforms